commit!

Our Kids. Our Tomorrow.

FAFSA Completions

as of 10/28/16

Please note report uses the publicly available Department of Education data, which differs slightly from the individual student data advisors see on their Counselor Suite portal. Unless provided by district, percentages are calculated using 2017 senior class estimates (therefore resulting in some completion rates exceeding 100%).

Dallas County has 2,800 more completions in week five in the 2017/18 FAFSA cycle than week five in 2016/17

Weekly FAFSA submissions over time

Dallas County completed FAFASA submissions to date

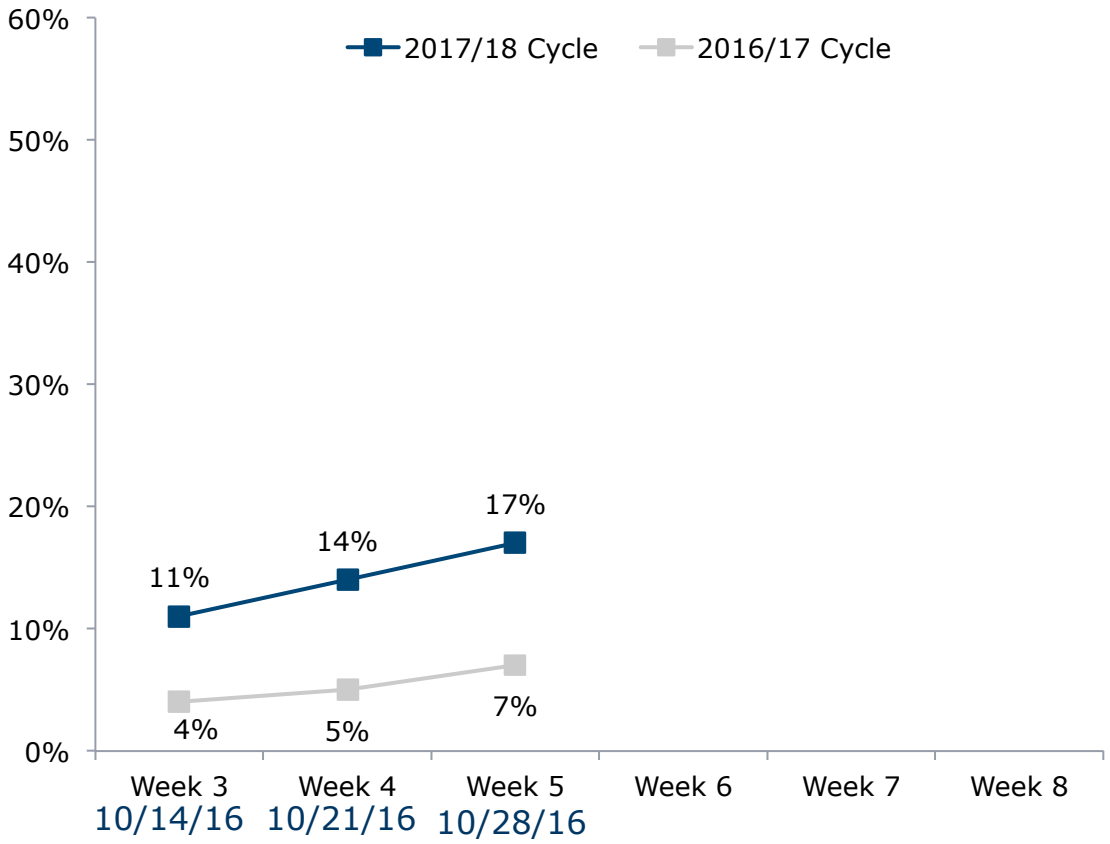

Actual FAFSA completion versus target

FAFSA Completions – Week 5

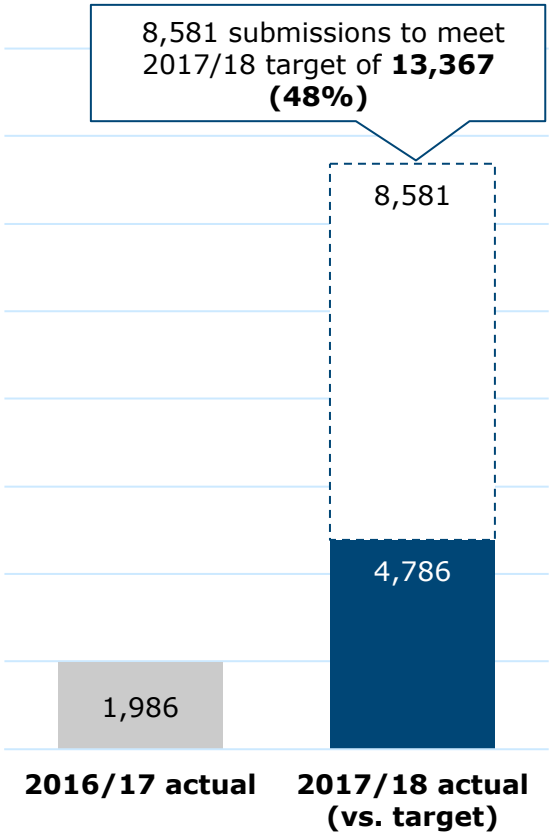

Source: Department of Education, FAFSA 2017/18 Cycle and Estimated 2017 Seniors using Oct 1 PEIMS senior snapshot, unless provided by district (Cedar Hill, Garland, Grand Prairie, Uplift)

14 of 15 districts have more completions in week five of this year's cycle than they did in week five last year

Percent of Seniors Completing FAFSA by District

Year To Date as of Week Five (October 28, 2016)

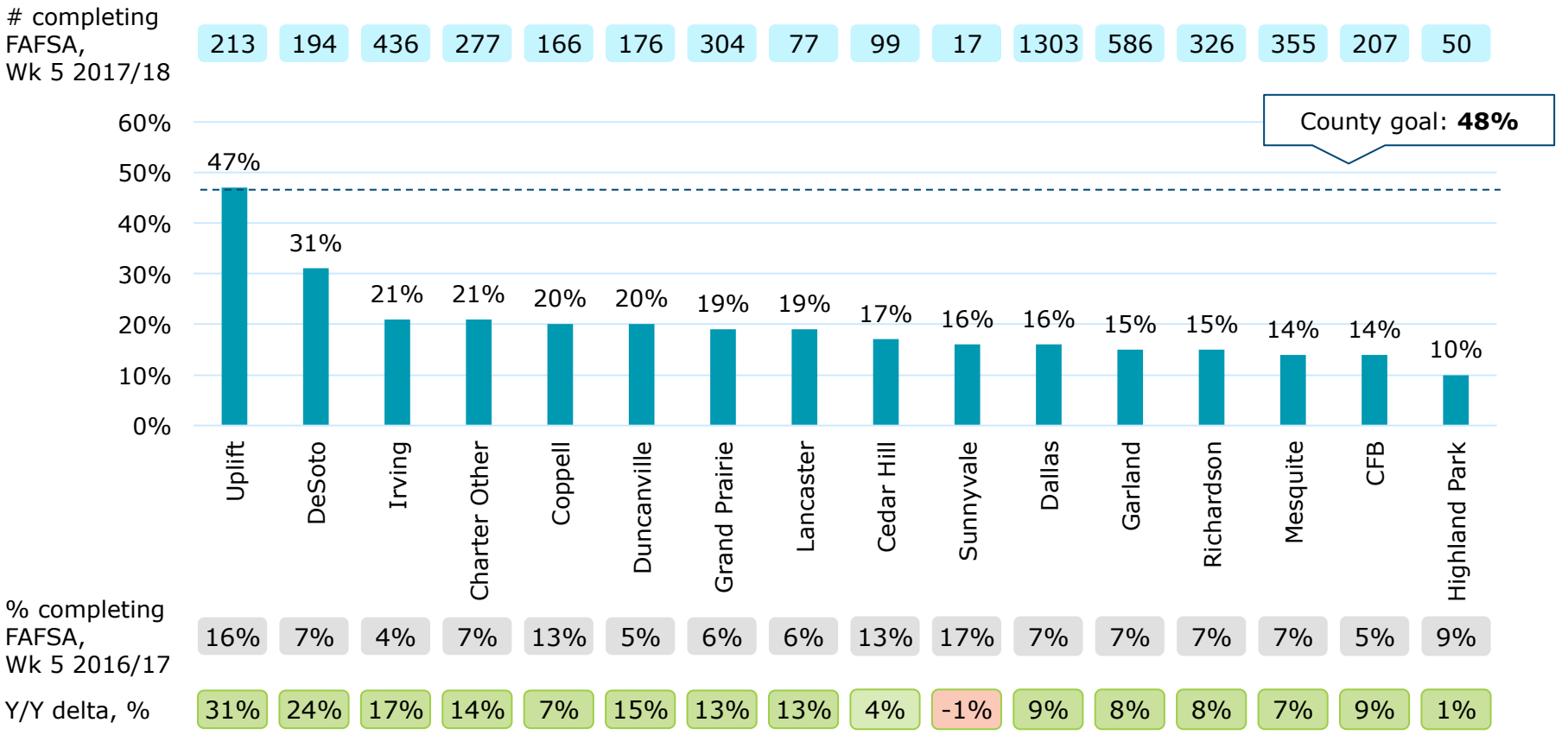

	Uplift	DeSoto	Irving	Charter Other	Coppell	Duncanville	Grand Prairie	Lancaster	Cedar Hill	Sunnyvale	Dallas	Garland	Richardson	Mesquite	CFB	Highland Park
# completing FAFSA, Wk 5 2017/18	213	194	436	277	166	176	304	77	99	17	1303	586	326	355	207	50
	47%	31%	21%	21%	20%	20%	19%	19%	17%	16%	16%	15%	15%	14%	14%	10%
% completing FAFSA, Wk 5 2016/17	16%	7%	4%	7%	13%	5%	6%	6%	13%	17%	7%	7%	7%	7%	5%	9%
Y/Y delta, %	31%	24%	17%	14%	7%	15%	13%	13%	4%	-1%	9%	8%	8%	7%	9%	1%

Source: Department of Education, FAFSA 2017/18 Cycle and Estimated 2017 Seniors using Oct 1 PEIMS senior snapshot , unless provided by district (Cedar Hill, Garland, Grand Prairie, Uplift). Uplift does not include Heights.

24 campuses increased completion rates by at least 5 percentage points from 10/21 to 10/28

District	High School	% FAFSA Completion 10/21/2016	% FAFSA Completion 10/28/2016	% Point Change
DALLAS ISD	GILLIAM COLLEGIATE ACADEMY	16%	36%	20%
DALLAS ISD	BRYAN ADAMS H S	7%	20%	14%
Uplift Education	Summit Prep	49%	62%	14%
Uplift Education	Luna Prep	52%	64%	12%
DALLAS ISD	A MACEO SMITH NEW TECH H S	22%	34%	12%
DALLAS ISD	W H ADAMSON H S	3%	13%	10%
DALLAS ISD	BARACK OBAMA	164%	173%	9%
Charter - Other	RICHLAND COLLEGIATE HS	47%	56%	9%
Charter - Other	A+ Academy	60%	69%	9%
DALLAS ISD	SCHOOL OF BUSINESS AND MANAGEMENT	36%	44%	8%
Charter - Other	INTERNATIONAL LEADERSHIP OF TEXAS	31%	39%	8%
Uplift Education	Hampton Prep	16%	24%	8%
Charter - Other	HARMONY SCIENCE ACADEMY - DALLAS	42%	49%	8%
DALLAS ISD	BOOKER T WASHINGTON SPVA MAGNET	22%	30%	8%
Charter - Other	Harmony School of Nature & Athletics	95%	103%	8%
DALLAS ISD	SCHOOL OF HEALTH PROFESSIONS	42%	49%	7%
GRAND PRAIRIE ISD	Grand Prairie Fine Arts	24%	31%	7%
Uplift Education	Peak Prep	60%	67%	7%
IRVING ISD	NIMITZ H S	18%	24%	6%
DALLAS ISD	ESSM	50%	56%	6%
DALLAS ISD	MIDDLE COLLEGE H S	11%	17%	6%
DALLAS ISD	JAMES MADISON HIGH SCHOOL	13%	18%	5%
DALLAS ISD	SCHOOL FOR THE TALENTED AND GIFTED	25%	30%	5%
Uplift Education	Williams Prep	32%	36%	5%

At 29 campuses, at least a quarter of seniors have completed their FAFSA application

District	DOE High School	10/21/16	10/28/16
DALLAS ISD	BARACK OBAMA MALE LEADERSHIP ACA AT BF DARRELL H S	164%	173%
DALLAS ISD	SCHOOL OF SCIENCE AND ENGINEERING	104%	107%
Charter - Other	Harmony School of Nature & Athletics	95%	103%
Charter - Other	A+ Academy	60%	69%
Uplift Education	Peak Prep	60%	67%
Uplift Education	Luna Prep	52%	64%
Uplift Education	Summit Prep	49%	62%
Charter - Other	RICHLAND COLLEGIATE HS OF MATH SCIENCE ENGINEERING	47%	56%
DALLAS ISD	ROSIE SORRELLS EDUCATION AND SOCIAL SERVICES H S	50%	56%
DALLAS ISD	IRMA LERMA RANGEL YOUNG WOMEN'S LEADERSHIP SCHOOL	51%	52%
Charter - Other	HARMONY SCIENCE ACADEMY - DALLAS	42%	49%
DALLAS ISD	SCHOOL OF HEALTH PROFESSIONS	42%	49%
DALLAS ISD	SCHOOL OF BUSINESS AND MANAGEMENT	36%	44%
CEDAR HILL ISD	CEDAR HILL COLLEGIATE H S	41%	43%
Uplift Education	UPLIFT EDUCATION-NORTH HILLS PREP H S	38%	40%
Charter - Other	INTERNATIONAL LEADERSHIP OF TEXAS	31%	39%
DALLAS ISD	KATHLYN JOY GILLIAM COLLEGIATE ACADEMY	16%	36%
Uplift Education	Williams Prep	32%	36%
DALLAS ISD	A MACEO SMITH NEW TECH H S	22%	34%
DALLAS ISD	JUDGE BAREFOOT SANDERS LAW MAGNET	30%	32%
DESOTO ISD	DESOTO H S	28%	31%
GRAND PRAIRIE ISD	Grand Prairie Fine Arts	24%	31%
Charter - Other	Universial Acadmey Irving	31%	31%
DALLAS ISD	SCHOOL FOR THE TALENTED AND GIFTED	25%	30%
DALLAS ISD	TRINIDAD GARZA EARLY COLLEGE AT MOUNTAIN VIEW	26%	30%
IRVING ISD	JACK E SINGLEY ACADEMY	27%	30%
DALLAS ISD	BOOKER T WASHINGTON SPVA MAGNET	22%	30%
CARROLLTON-FARMERS BRANCH ISD	RANCHVIEW H S	27%	28%
GRAND PRAIRIE ISD	JOHN A DUBISKI CAREER H S	25%	27%

Source: Department of Education, FAFSA 2017/18 Cycle and Estimated 2017 Seniors using Oct 1 PEIMS senior snapshot, unless provided by district (Cedar Hill, Garland, Grand Prairie, Uplift)

14 of 15 districts had more completions in week four of this year's cycle than they did in week four last year

Percent of Seniors Completing FAFSA by District

Year To Date as of Week Four (Oct 22, 2016)

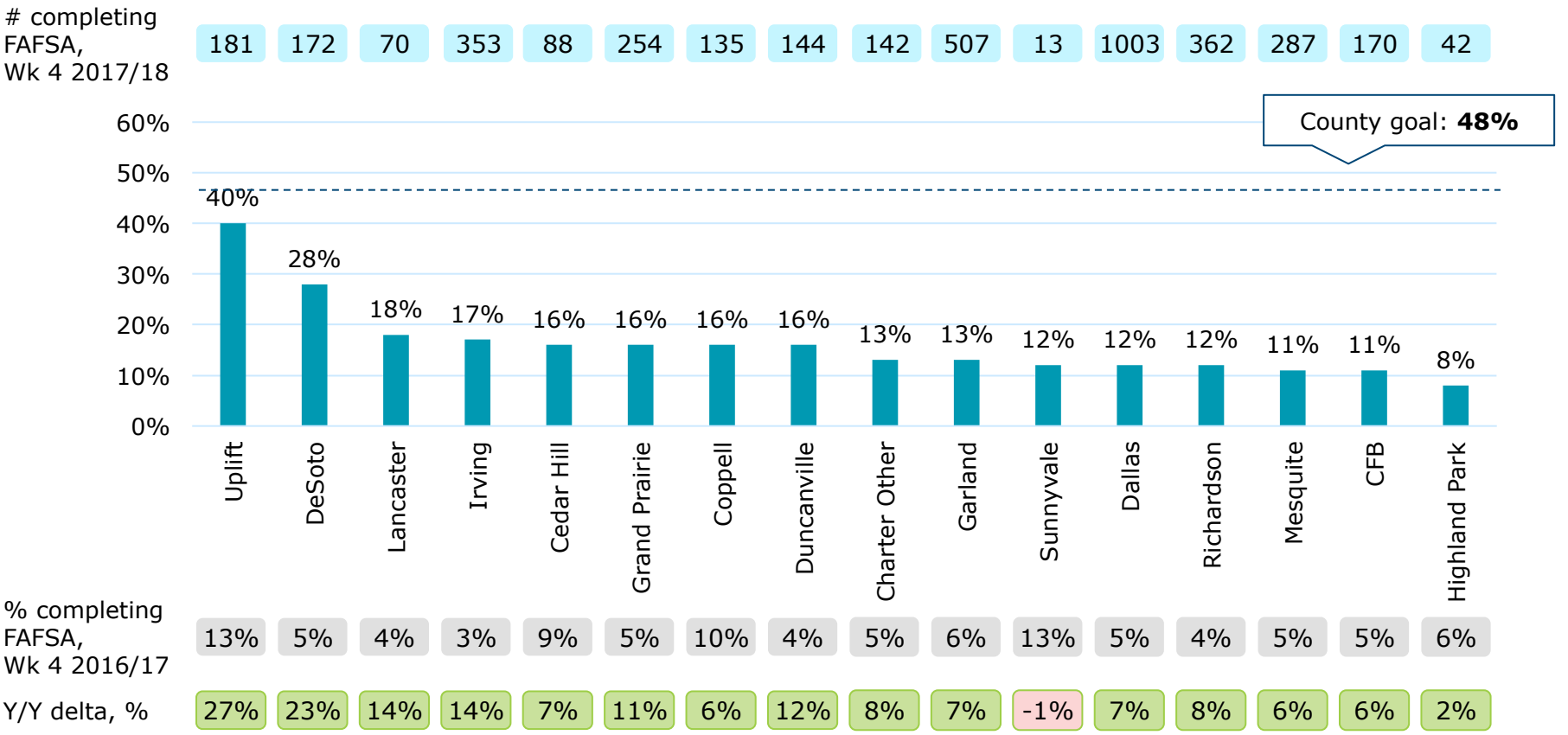

	Uplift	DeSoto	Lancaster	Irving	Cedar Hill	Grand Prairie	Coppell	Duncanville	Charter Other	Garland	Sunnyvale	Dallas	Richardson	Mesquite	CFB	Highland Park
# completing FAFSA, Wk 4 2017/18	181	172	70	353	88	254	135	144	142	507	13	1003	362	287	170	42
	40%	28%	18%	17%	16%	16%	16%	16%	13%	13%	12%	12%	12%	11%	11%	8%
% completing FAFSA, Wk 4 2016/17	13%	5%	4%	3%	9%	5%	10%	4%	5%	6%	13%	5%	4%	5%	5%	6%
Y/Y delta, %	27%	23%	14%	14%	7%	11%	6%	12%	8%	7%	-1%	7%	8%	6%	6%	2%

commit! Source: Department of Education, FAFSA 2017/18 Cycle and Estimated 2017 Seniors using Oct 1 PEIMS senior snapshot.

Run Chart Examples

Impact of Using Appointment Times for Workshop Promotion

Weekly FAFSA completions over time – Bryan Adam HS

Largest increase in # seniors completing in Dallas County

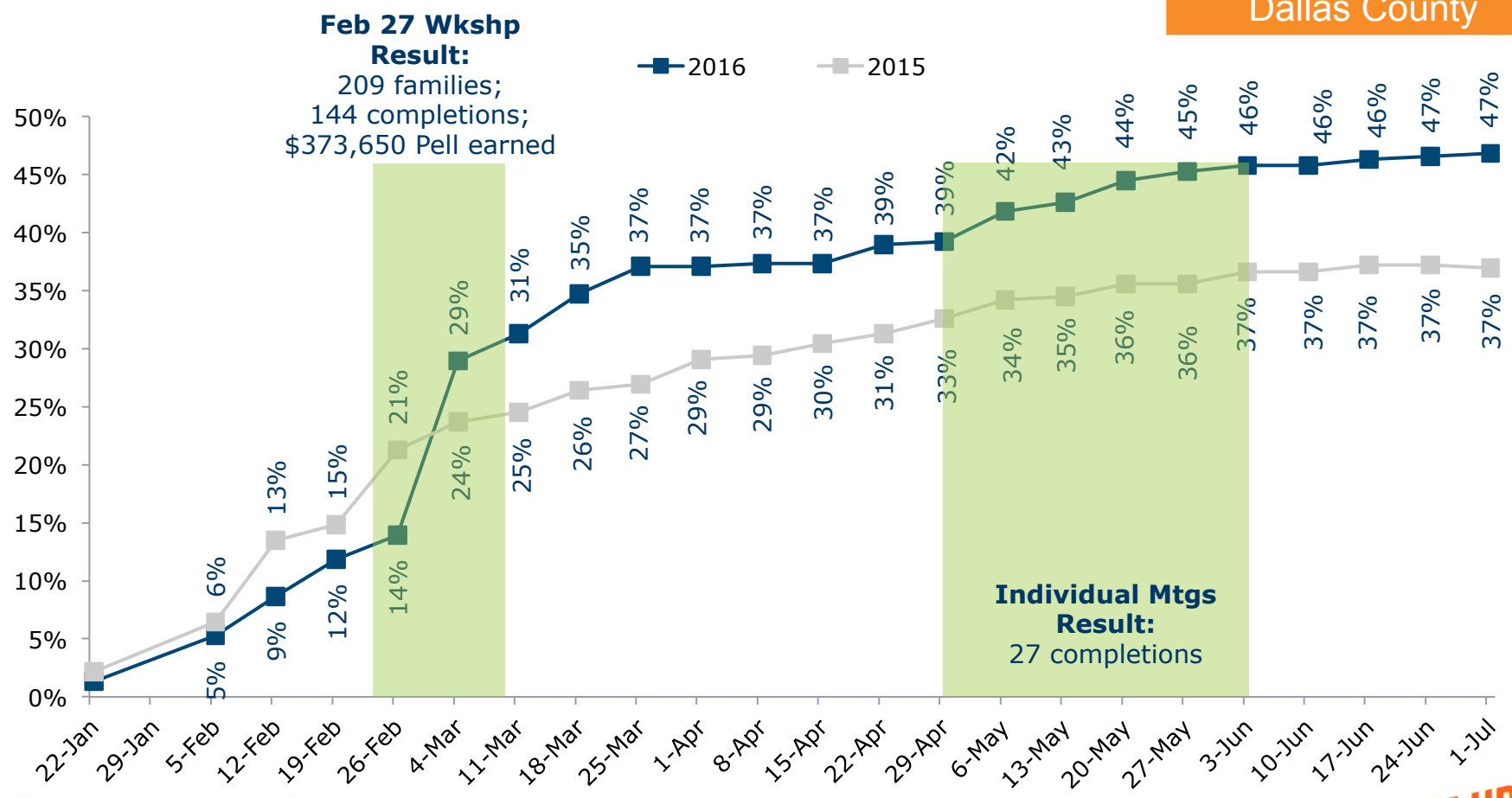

commit! Our Kids. Our Tomorrow.

RISE UP EDUCATION EXCELLENCE FOR EVERY CHILD

Percent of Seniors Completing the FAFSA this School Year with Specific Interventions at Franklin High School

(Using School-level Data)

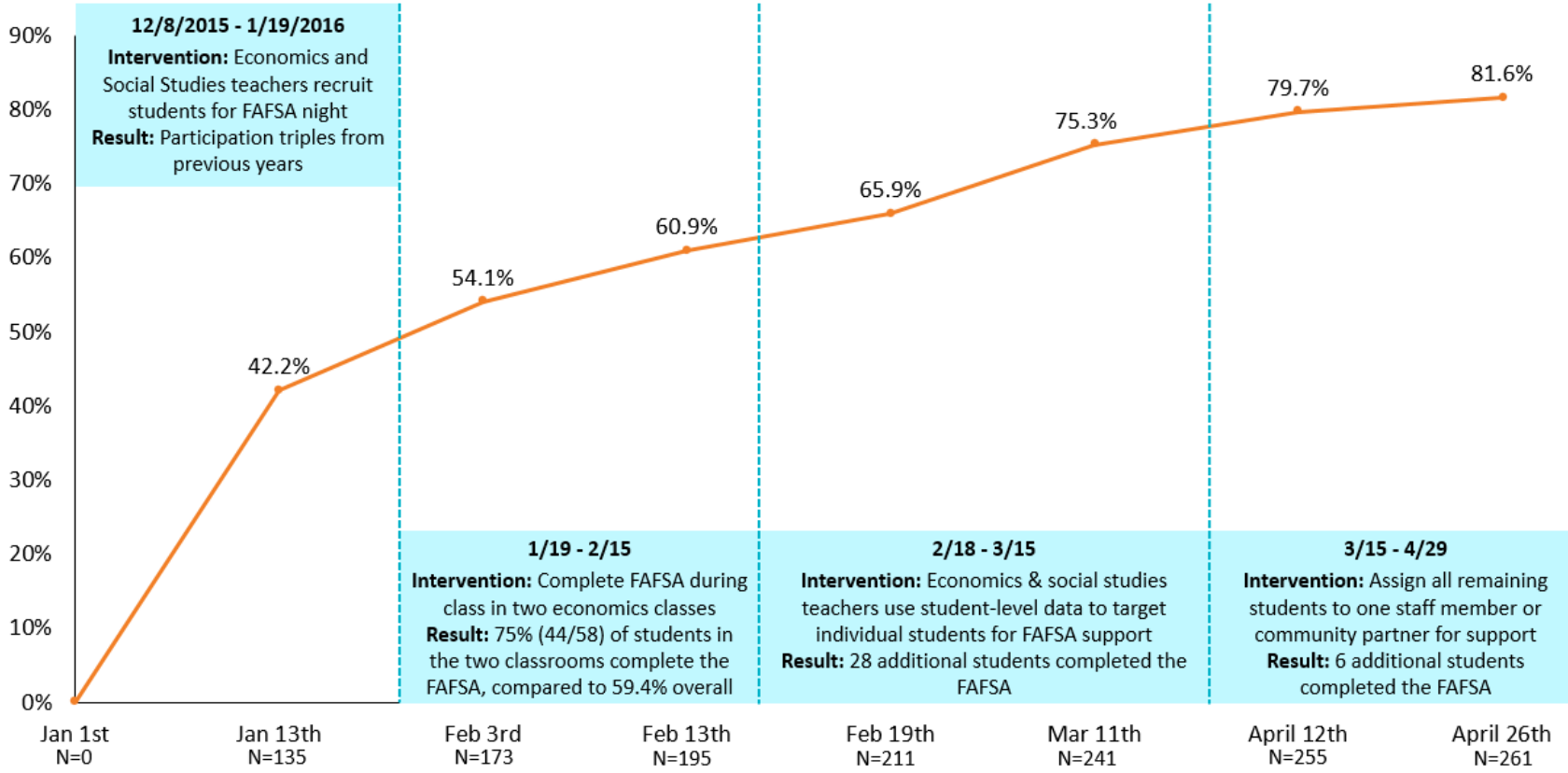

Source: Numerator comes from FAFSA + through the Office of Student Access and Completion, includes Oregon Student Aid Application (ORSAA) completers (provided by school), denominator is January 1st enrollment