

commit!
Our Kids. Our Tomorrow.

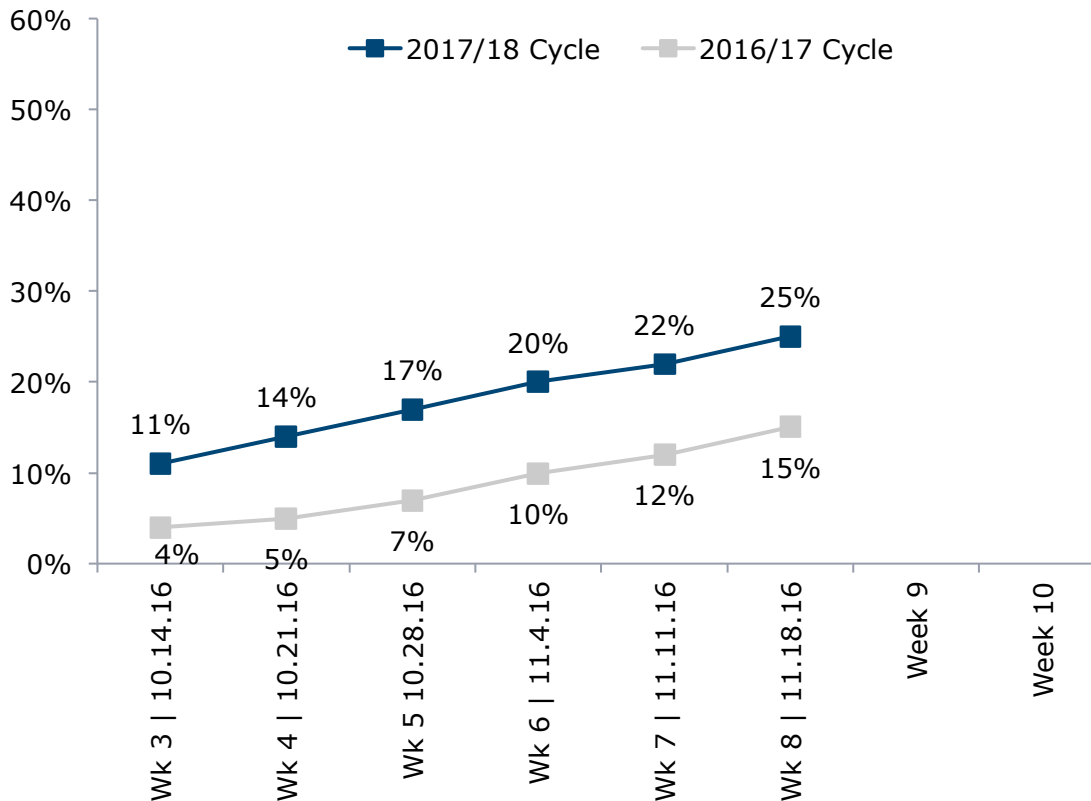
FAFSA Completions
as of 11/18/16

Please note report uses the publicly available Department of Education data, which differs slightly from the individual student data advisors see on their Counselor Suite portal. Unless provided by district, percentages are calculated using 2017 senior class estimates.

Dallas County has 2,537 more completions in wk eight in the 2017/18 FAFSA cycle than wk eight in 2016/17

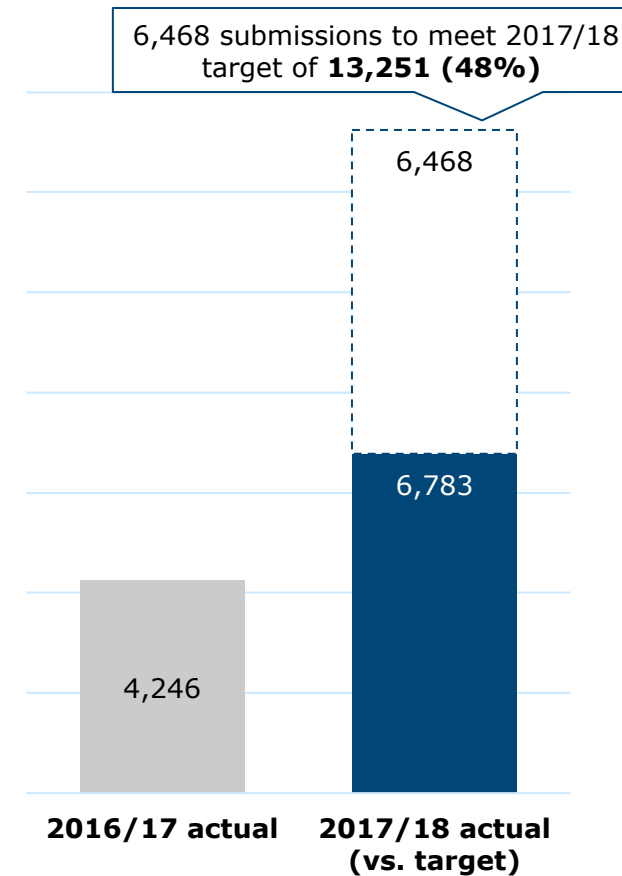
Weekly FAFSA submissions over time

Dallas County completed FAFSA submissions to date



Actual FAFSA completion versus target

FAFSA Completions - Week 8



Source: Department of Education, FAFSA 2017/18 Cycle and Estimated 2017 Seniors using Oct 1 PEIMS senior snapshot, unless provided by district (Cedar Hill, Dallas, Garland, Grand Prairie, Harmony, Irving, Uplift)

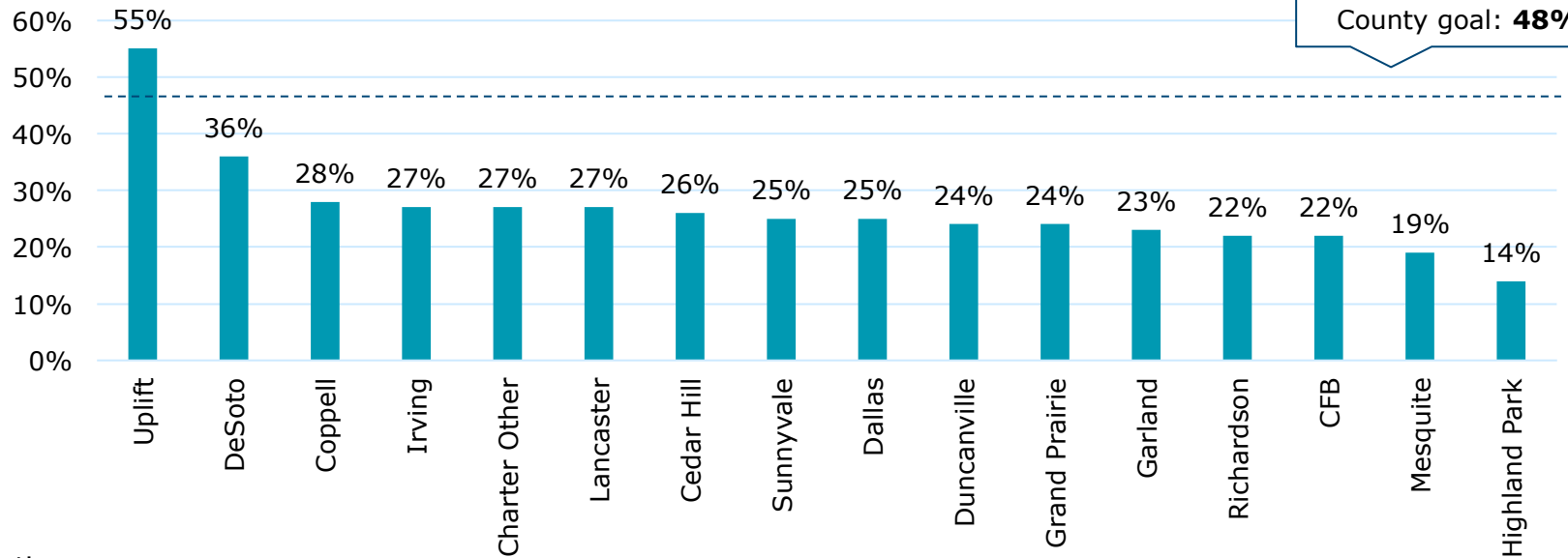
14 of 15 districts have more completions in week eight of this year's cycle than they did in week eight last year

Percent of Seniors Completing FAFSA by District

Year To Date as of Week Eight (November 18, 2016)

completing FAFSA, Wk 8 2017/18

289 235 242 595 357 108 149 27 1889 215 393 893 479 339 498 75



% completing FAFSA, Wk 8 2016/17

40% 14% 26% 11% 11% 13% 22% 29% 16% 12% 16% 13% 15% 12% 15% 16%

Y/Y delta, %

15% 22% 2% 16% 16% 14% 4% -4% 9% 12% 8% 10% 7% 10% 4% 2%

County goal: **48%**

Source: Department of Education, FAFSA 2017/18 Cycle and Estimated 2017 Seniors using Oct 1 PEIMS senior snapshot, unless provided by district (Cedar Hill, Dallas, Garland, Grand Prairie, Harmony, Irving, Uplift)

23 campuses increased completion rates by at least 5 percentage points from 11/11 to 11/18

District	High School	FAFSA Completion % 11/11/16	FAFSA Completion % 11/18/16	% Point Change
Charter - Other	HARMONY SCIENCE ACADEMY - GARLAND	11%	28%	17%
Uplift Education	Heights Prep	14%	26%	12%
Charter - Other	GATEWAY CHARTER ACADEMY - MIDDLE - H S	6%	16%	10%
Uplift Education	Hampton Prep	41%	50%	9%
CFB ISD	CREEKVIEW H S	20%	27%	7%
DALLAS ISD	W H ADAMSON H S	20%	27%	7%
Uplift Education	Williams Prep	55%	62%	7%
Charter - Other	INTERNATIONAL LEADERSHIP OF TEXAS	39%	46%	7%
Charter - Other	HARMONY SCIENCE ACADEMY - DALLAS	28%	34%	6%
DALLAS ISD	LINCOLN HIGH SCH	19%	25%	6%
DALLAS ISD	DAVID W CARTER H S	18%	24%	6%
GARLAND ISD	GARLAND H S	21%	27%	6%
MESQUITE ISD	MESQUITE ACADEMY	10%	15%	6%
Charter - Other	RICHLAND COLLEGIATE HS	67%	73%	6%
IRVING ISD	IRVING H S	19%	25%	5%
DALLAS ISD	BRYAN ADAMS H S	25%	30%	5%
DALLAS ISD	TRINI GARZA EARLY COLLEGE AT MOUNTAIN VIEW	48%	54%	5%
DALLAS ISD	BOOKER T WASHINGTON SPVA MAGNET	37%	43%	5%
DALLAS ISD	EMMETT J CONRAD H S	18%	23%	5%
GARLAND ISD	ROWLETT H S	22%	27%	5%
COPPELL ISD	NEW TECH H S AT COPPELL	17%	22%	5%
GARLAND ISD	NAAMAN FOREST H S	21%	26%	5%
DALLAS ISD	A MACEO SMITH NEW TECH H S	39%	43%	5%

At 31 campuses, at least one third of seniors have completed their FAFSA application

District	High School	FAFSA Completion % 11/11/16	FAFSA Completion % 11/18/16
DALLAS ISD	SCHOOL OF SCIENCE AND ENGINEERING	88%	88%
Uplift Education	Luna Prep	73%	76%
Charter - Other	A+ Academy	71%	74%
Charter - Other	RICHLAND COLLEGIATE HS	67%	73%
Uplift Education	Peak Prep	72%	72%
DALLAS ISD	SCHOOL FOR THE TALENTED AND GIFTED	69%	69%
Uplift Education	Summit Prep	65%	66%
DALLAS ISD	BARACK OBAMA MALE LEADERSHIP ACA AT BF DARRELL H S	63%	63%
Uplift Education	Williams Prep	55%	62%
DALLAS ISD	ROSIE SORRELLS EDUCATION AND SOCIAL SERVICES H S	58%	62%
Charter - Other	Harmony School of Nature & Athletics	58%	60%
DALLAS ISD	SCHOOL OF HEALTH PROFESSIONS	56%	59%
DALLAS ISD	IRMA LERMA RANGEL YOUNG WOMEN'S LEADERSHIP SCHOOL	53%	56%
DALLAS ISD	SCHOOL OF BUSINESS AND MANAGEMENT	51%	56%
DALLAS ISD	TRINIDAD GARZA EARLY COLLEGE AT MOUNTAIN VIEW	48%	54%
CEDAR HILL ISD	CEDAR HILL COLLEGIATE H S	49%	51%
Uplift Education	Hampton Prep	41%	50%
Uplift Education	UPLIFT EDUCATION-NORTH HILLS PREP H S	44%	46%
Charter - Other	INTERNATIONAL LEADERSHIP OF TEXAS	39%	46%
GRAND PRAIRIE ISD	Grand Prairie Fine Arts	40%	43%
DALLAS ISD	A MACEO SMITH NEW TECH H S	39%	43%
DALLAS ISD	BOOKER T WASHINGTON SPVA MAGNET	37%	43%
DALLAS ISD	KATHLYN JOY GILLIAM COLLEGIATE ACADEMY	40%	42%
DALLAS ISD	JUDGE BAREFOOT SANDERS LAW MAGNET	40%	41%
DESOTO ISD	DESOTO H S	34%	36%
DALLAS ISD	WILMER-HUTCHINS H S	31%	35%
Charter - Other	HARMONY SCIENCE ACADEMY - DALLAS	28%	34%
IRVING ISD	JACK E SINGLEY ACADEMY	33%	34%
CFB ISD	EARLY COLLEGE H S	32%	34%
CFB ISD	RANCHVIEW H S	33%	33%
GRAND PRAIRIE ISD	JOHN A DUBISKI CAREER H S	32%	33%

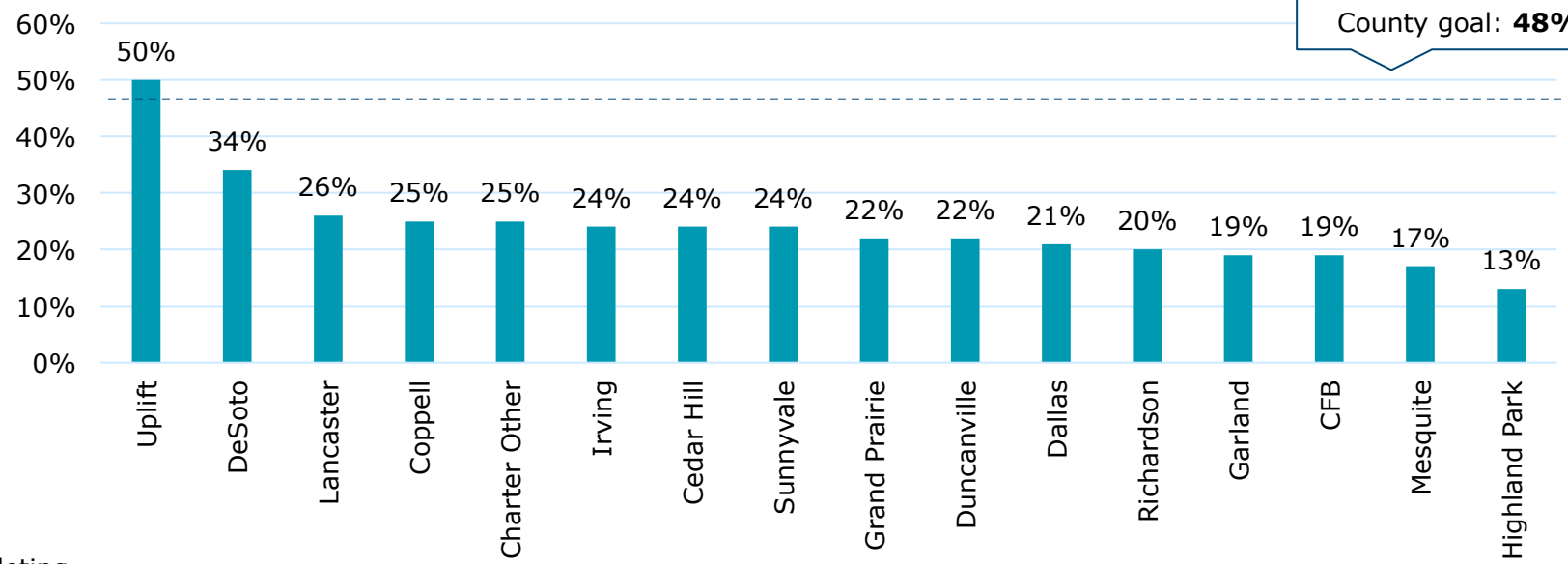
13 of 15 districts had more completions in wk seven of this year's cycle than they did in wk seven last year

Percent of Seniors Completing FAFSA by District

Year To Date as of Week Seven (Nov, 11 2016)

completing FAFSA, Wk 7 2017/18

263 221 105 214 324 538 134 26 365 198 1644 439 740 288 431 67



County goal: **48%**

% completing FAFSA, Wk 7 2016/17

36% 12% 12% 21% 10% 8% 19% 25% 12% 9% 13% 12% 11% 10% 12% 14%

Y/Y delta, %

14% 22% 14% 4% 15% 16% 5% -1% 10% 13% 8% 8% 8% 9% 5% -1%