

commit!
Our Kids. Our Tomorrow.

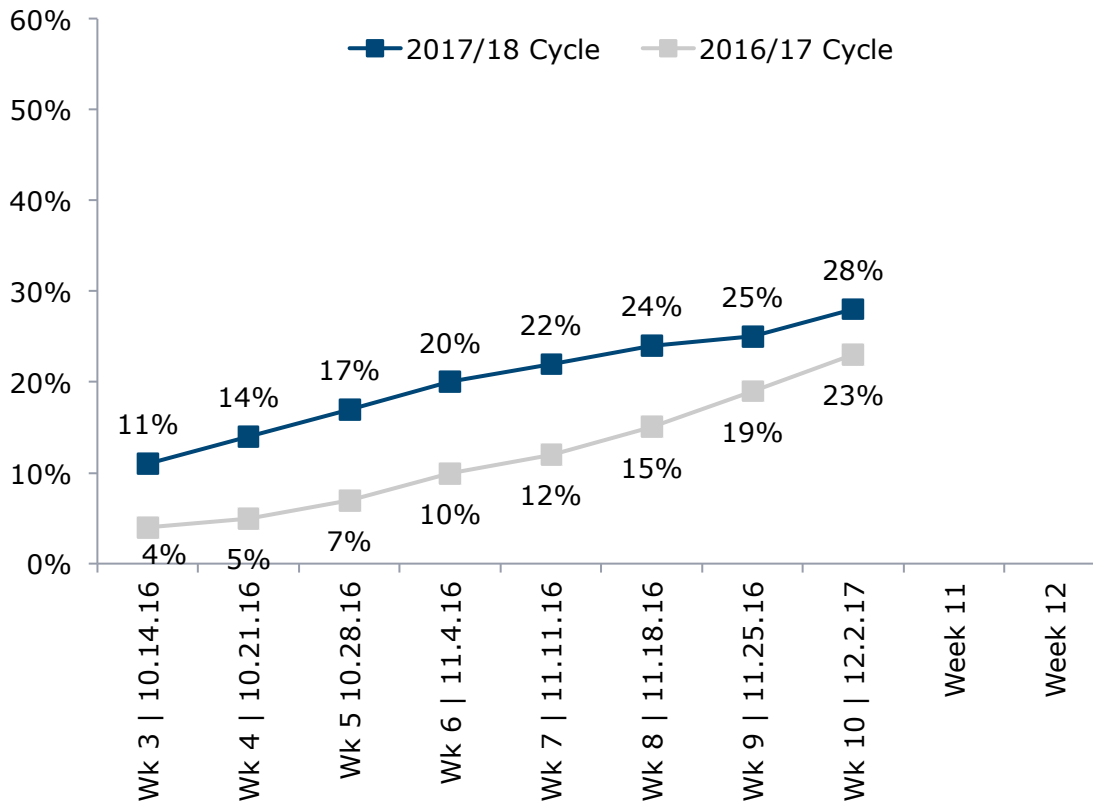
FAFSA Completions
as of 12/2/16

Please note report uses the publicly available Department of Education data, which differs slightly from the individual student data advisors see on their Counselor Suite portal. Unless provided by district, percentages are calculated using 2017 senior class estimates.

Dallas County has 1,385 more completions in wk ten in the 2017/18 FAFSA cycle than wk ten in 2016/17

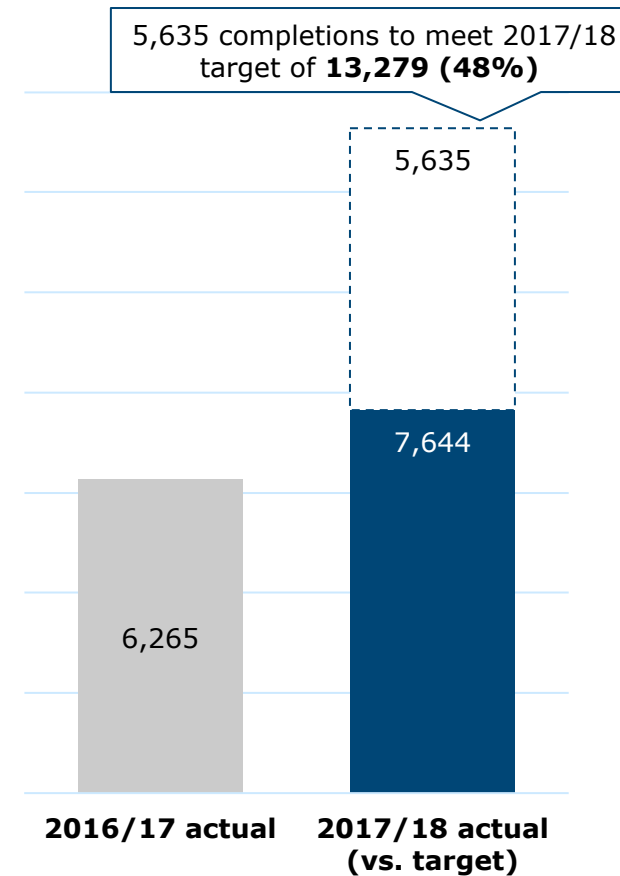
Weekly FAFSA submissions over time

Dallas County completed FAFSA submissions to date



Actual FAFSA completion versus target

FAFSA Completions - Week 10

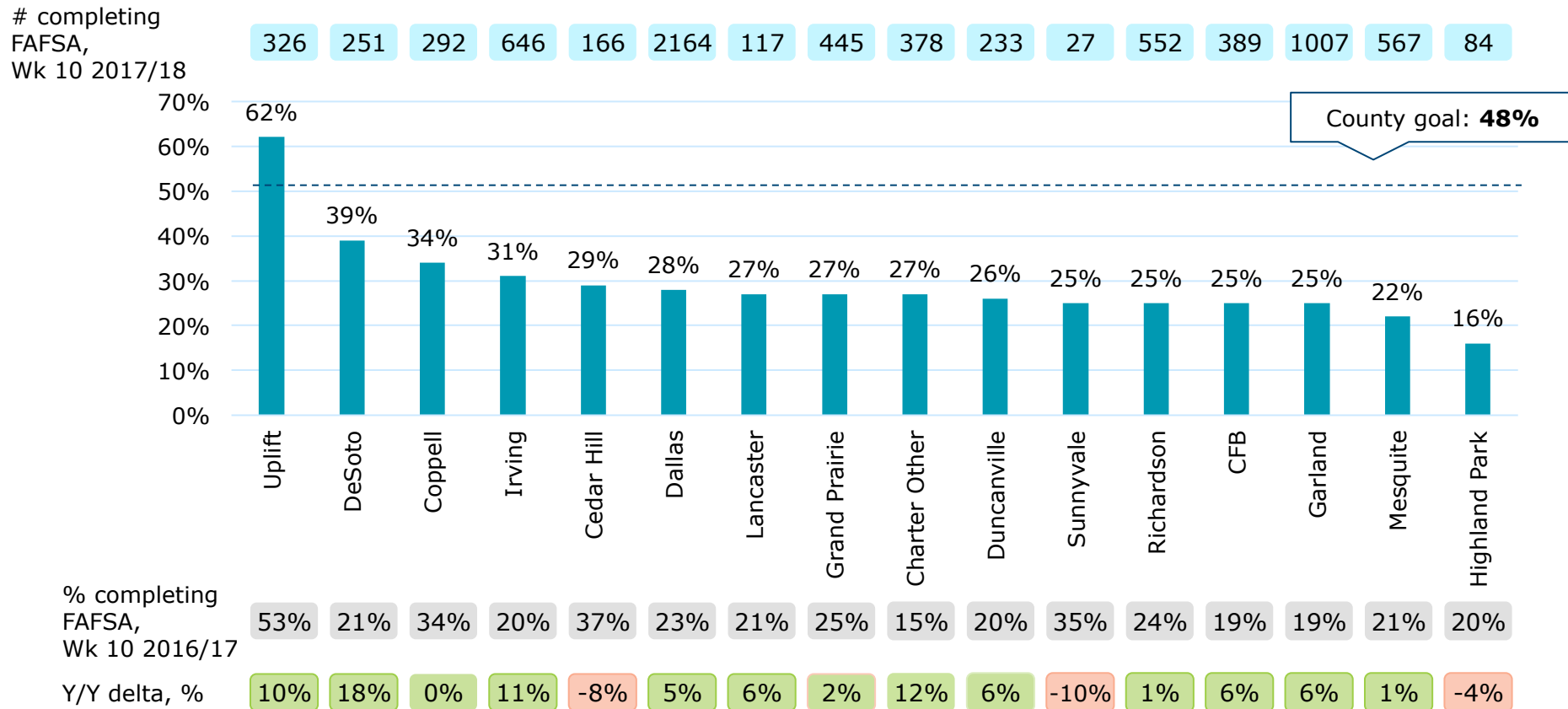


Source: Department of Education, FAFSA 2017/18 Cycle and Estimated 2017 Seniors using Oct 1 PEIMS senior snapshot, unless provided by district (Cedar Hill, Dallas, Garland, Grand Prairie, Harmony, Highland Park, Irving- excluding Barbara Cardwell, Lancaster, Uplift and Richardson)

12 of 15 districts have more completions in week ten of this year's cycle than they did in week ten last year

Percent of Seniors Completing FAFSA by District

Year To Date as of Week Ten (December 2, 2016)



Source: Department of Education, FAFSA 2017/18 Cycle and Estimated 2017 Seniors using Oct 1 PEIMS senior snapshot, unless provided by district (Cedar Hill, Dallas, Garland, Grand Prairie, Harmony, Highland Park, Irving- excluding Barbara Cardwell, Lancaster, Uplift and Richardson)

12 campuses increased completion rates by at least 5 percentage points from 11/25 to 12/2

District	High School	% Completion 11/25/16	% Completion 12/2/16	% Pts Change
Dallas ISD	Barack Obama Male Leadership Academy	63%	71%	9%
Uplift Education	Summit Prep	66%	74%	8%
Charter - Other	Winfree - Richardson	5%	13%	8%
Uplift Education	Heights Prep	43%	49%	6%
CFB ISD	Early College HS	34%	40%	6%
Dallas ISD	Gilliam Collegiate	42%	48%	6%
Uplift Education	Hampton Prep	53%	58%	5%
Dallas ISD	Woodrow Wilson HS	23%	29%	5%
Dallas ISD	Molina HS	17%	22%	5%
Dallas ISD	Skyline H S	20%	25%	5%
Dallas ISD	Booker T	44%	49%	5%
Coppell ISD	CoppellH S	31%	35%	5%

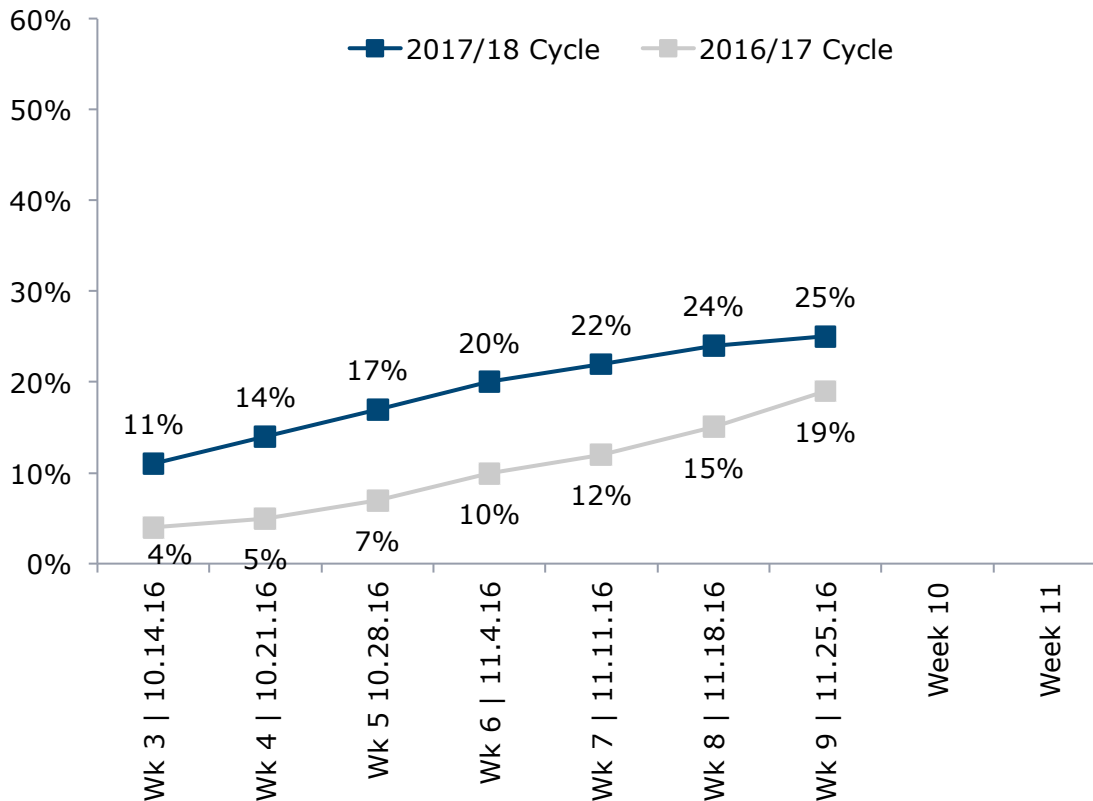
23 campuses have met or exceeded the county-wide 48% FAFSA completion goal

District	High School Name	% FAFSA Completions As of 11/25/16	% FAFSA Completions as of 12/2/16
Dallas ISD	School of Science and Engineering	89%	91%
Uplift Education	Luna Prep	79%	82%
Charter - Other	Richland Collegiate	74%	76%
Uplift Education	Summit Prep	66%	74%
Charter - Other	A+ Academy	74%	74%
Uplift Education	Peak Prep	73%	73%
Dallas ISD	Barack Obama Male Leadership Academy	63%	71%
Dallas ISD	TAG	70%	70%
Dallas ISD	Rosie Sorrells Education and Social Services HS	62%	65%
Uplift Education	Williams Prep	62%	65%
Dallas ISD	School of Health Professions	60%	64%
Dallas ISD	Irma Lerma Rangel	56%	60%
Charter - Other	Harmony School of Nature & Athletics	60%	60%
Uplift Education	Hampton Prep	53%	58%
Dallas ISD	School of Business and Management	56%	56%
Dallas ISD	Trini Garza	54%	56%
Cedar Hill ISD	Cedar Hill Collegiate	53%	55%
Uplift Education	North Hills Prep	47%	50%
Uplift Education	Heights Prep	43%	49%
Charter - Other	Int'l Leadership of Texas	48%	49%
Dallas ISD	Booker T	44%	49%
Grand Prairie ISD	Grand Prairie Fine Arts	45%	49%
Dallas ISD	Gilliam Collegiate	42%	48%

Dallas County has 1,844 more completions in wk nine in the 2017/18 FAFSA cycle than wk nine in 2016/17

Weekly FAFSA submissions over time

Dallas County completed FAFSA submissions to date



Actual FAFSA completion versus target

FAFSA Completions - Week 9

