

**commit!**  
Our Kids. Our Tomorrow.

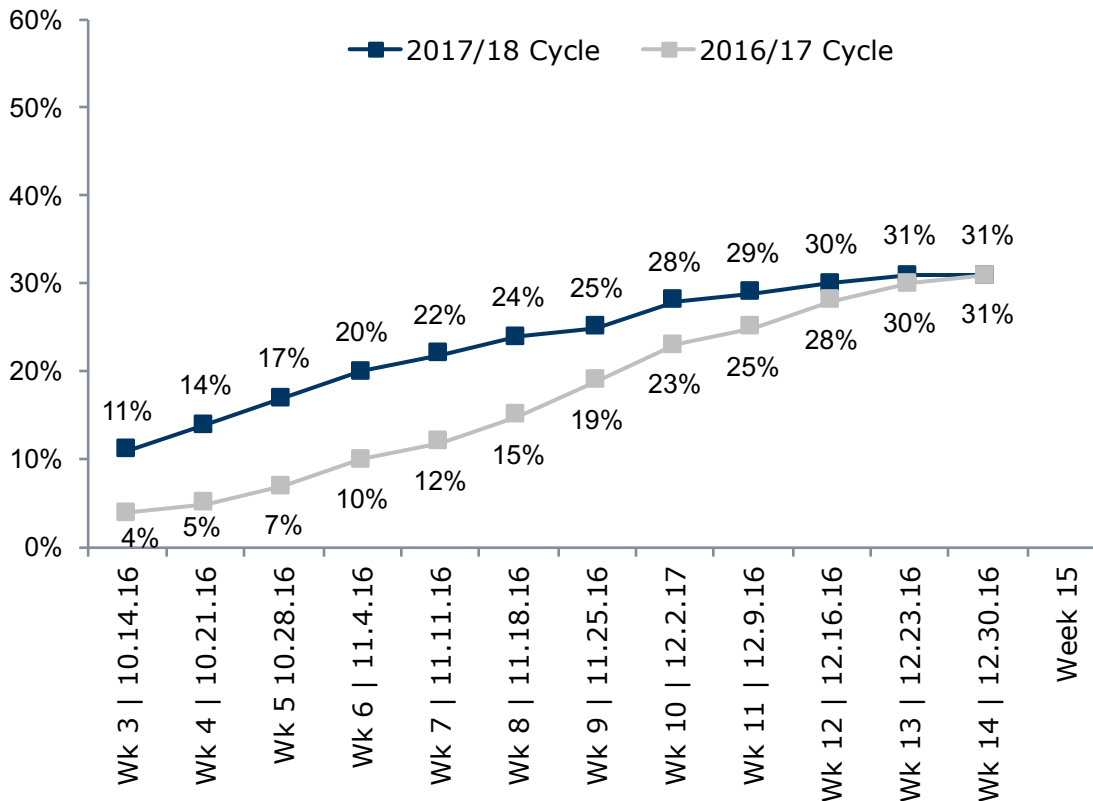
FAFSA Completions  
*as of 12/30/16*

Please note report uses the publicly available Department of Education data, which differs slightly from the individual student data advisors see on their Counselor Suite portal. Unless provided by district, percentages are calculated using 2017 senior class estimates.

# Dallas County has 17 more completions in wk 14 in the 2017/18 FAFSA cycle than wk 14 in 2016/17

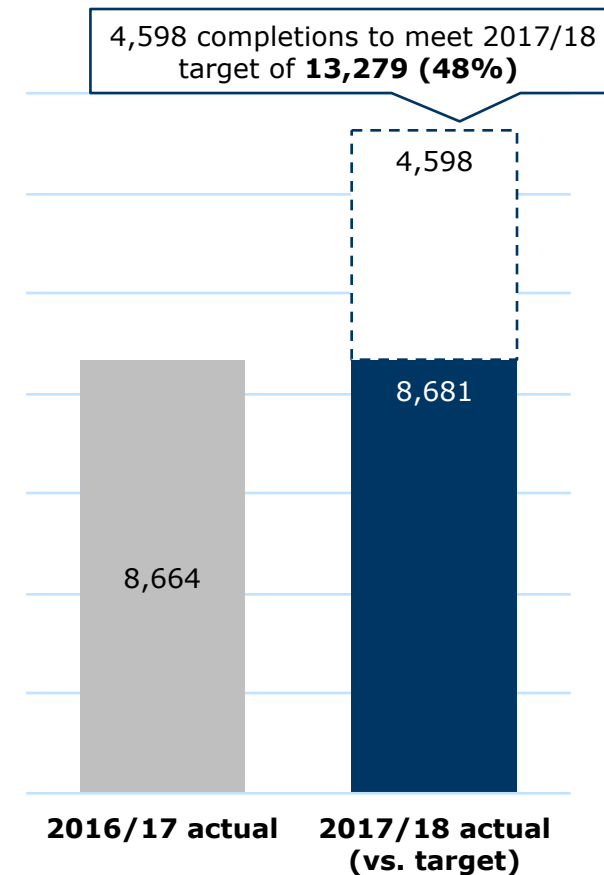
## Weekly FAFSA submissions over time

Dallas County completed FAFSA submissions to date



## Actual FAFSA completion versus target

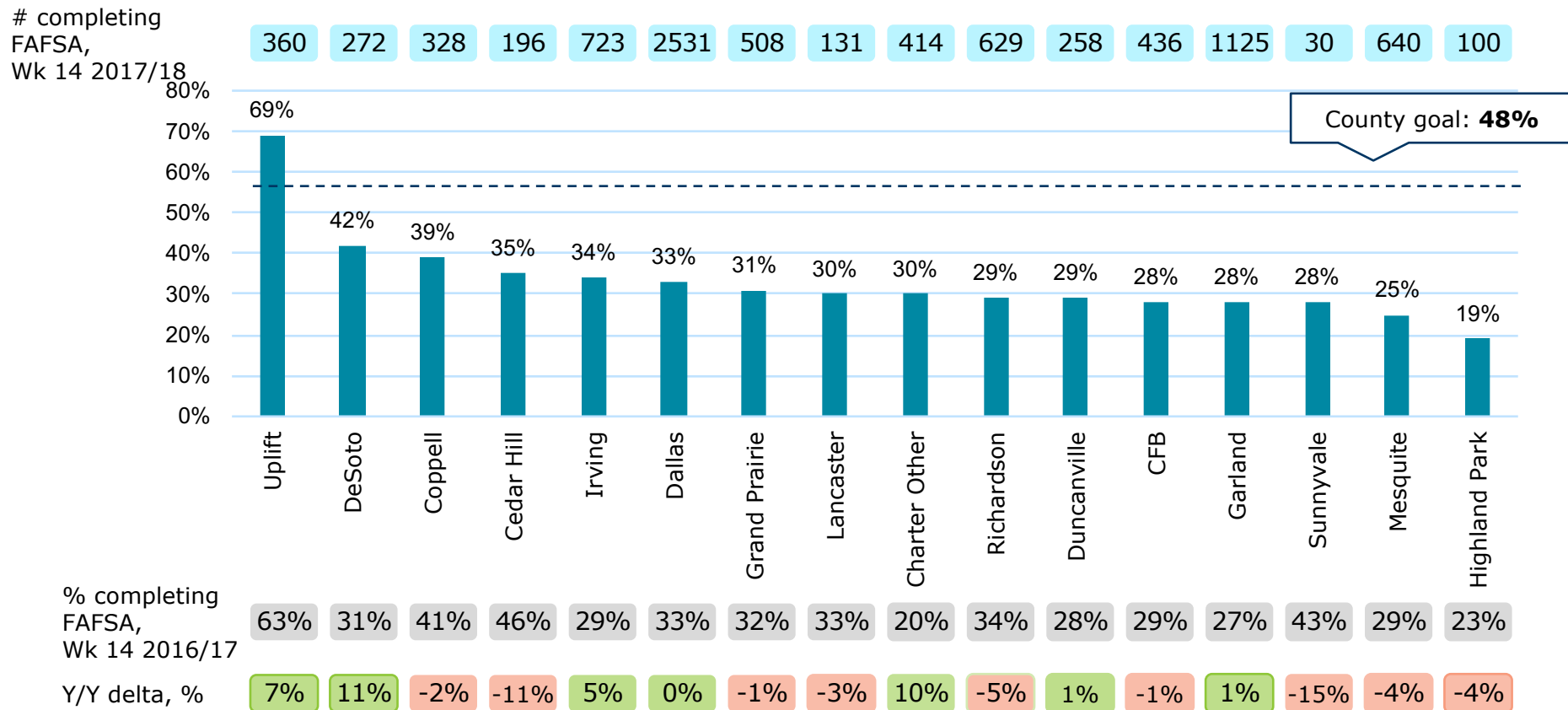
FAFSA Completions - Week 14



# 6 of 15 districts have more completions in week 14 of this year's cycle than they did in week 14 last year

## Percent of Seniors Completing FAFSA by District

Year To Date as of Week 14 (December 30, 2016)



Source: Department of Education, FAFSA 2017/18 Cycle and Estimated 2017 Seniors using Oct 1 PEIMS senior snapshot, unless provided by district (Cedar Hill, Dallas, Garland, Grand Prairie, Harmony, Highland Park, Irving- excluding Barbara Cardwell, Lancaster, Uplift and Richardson)

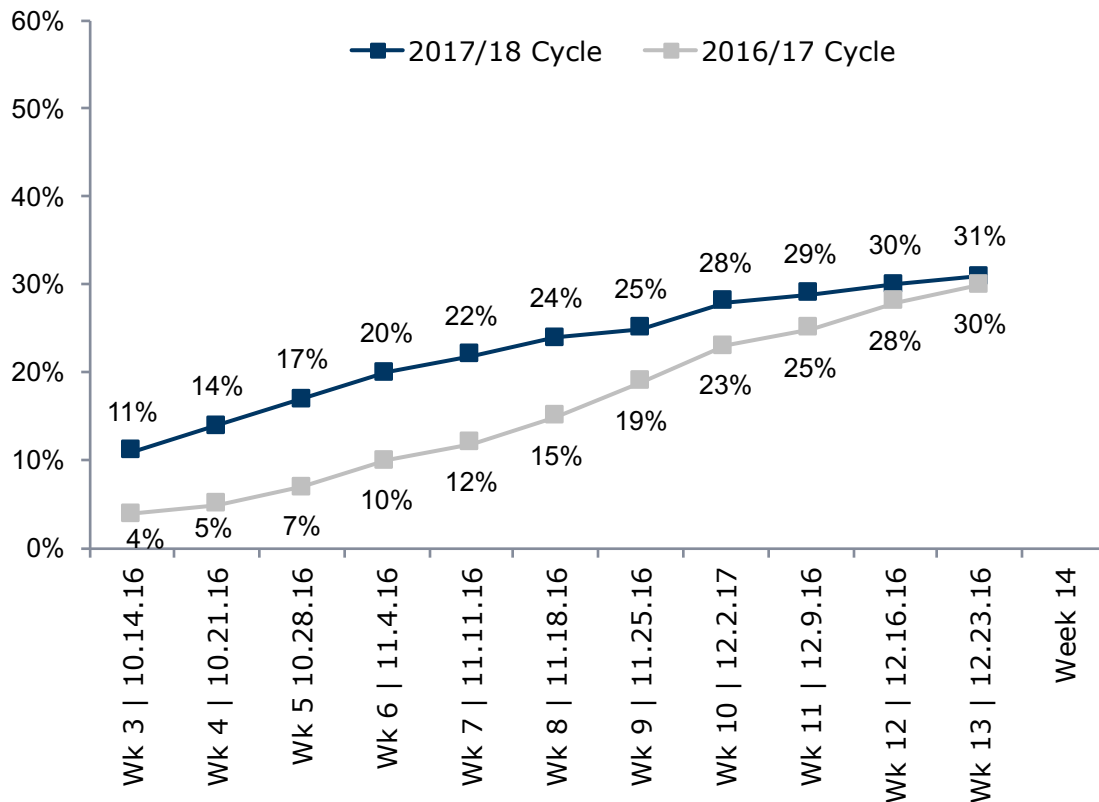
# 24 campuses have met or exceeded the county-wide 48% FAFSA completion goal

District	High School Name	% FAFSA Completions as of 12/30/16
DALLAS ISD	SCHOOL OF SCIENCE AND ENGINEERING	92%
Uplift Education	Luna Prep	85%
Charter - Other	RICHLAND COLLEGIATE HS OF MATH SCIENCE ENGINEERING	81%
Charter - Other	A+ Academy	80%
Uplift Education	Peak Prep	79%
DALLAS ISD	ROSIE SORRELLS EDUCATION AND SOCIAL SERVICES H S	78%
Uplift Education	Summit Prep	77%
Uplift Education	Hampton Prep	76%
DALLAS ISD	SCHOOL FOR THE TALENTED AND GIFTED	75%
DALLAS ISD	BARACK OBAMA MALE LEADERSHIP ACA AT BF DARRELL H S	74%
DALLAS ISD	SCHOOL OF HEALTH PROFESSIONS	73%
DALLAS ISD	IRMA LERMA RANGEL YOUNG WOMEN'S LEADERSHIP SCHOOL	69%
Uplift Education	Williams Prep	68%
DALLAS ISD	TRINIDAD GARZA EARLY COLLEGE AT MOUNTAIN VIEW	65%
Charter - Other	Harmony School of Nature & Athletics	63%
CEDAR HILL ISD	CEDAR HILL COLLEGIATE H S	59%
DALLAS ISD	SCHOOL OF BUSINESS AND MANAGEMENT	59%
Uplift Education	Heights Prep	58%
Charter - Other	INTERNATIONAL LEADERSHIP OF TEXAS	56%
Uplift Education	UPLIFT EDUCATION-NORTH HILLS PREP H S	55%
DALLAS ISD	KATHLYN JOY GILLIAM COLLEGIATE ACADEMY	55%
DALLAS ISD	BOOKER T WASHINGTON SPVA MAGNET	54%
DALLAS ISD	A MACEO SMITH NEW TECH H S	52%
GRAND PRAIRIE ISD	Grand Prairie Fine Arts	51%

# Dallas County has 243 more completions in wk 13 in the 2017/18 FAFSA cycle than wk 13 in 2016/17

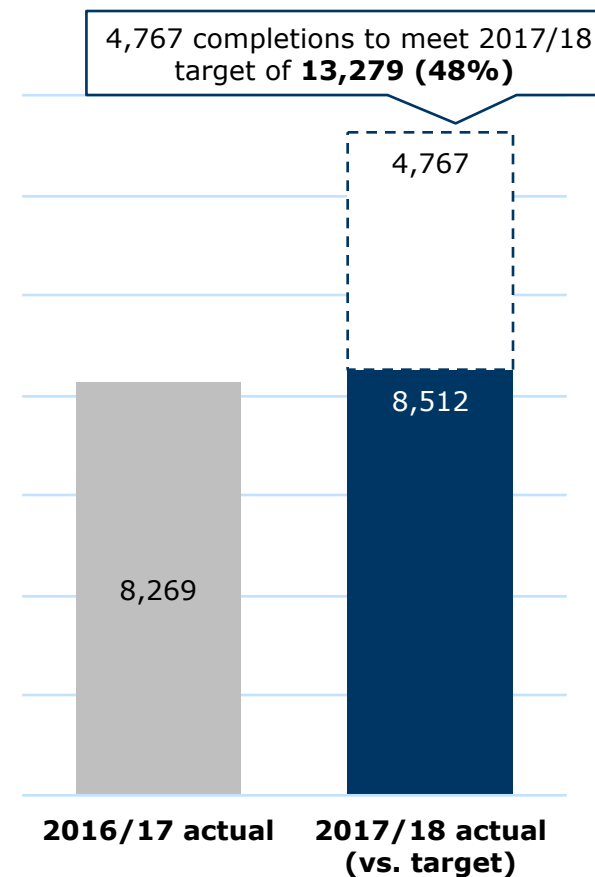
## Weekly FAFSA submissions over time

Dallas County completed FAFSA submissions to date



## Actual FAFSA completion versus target

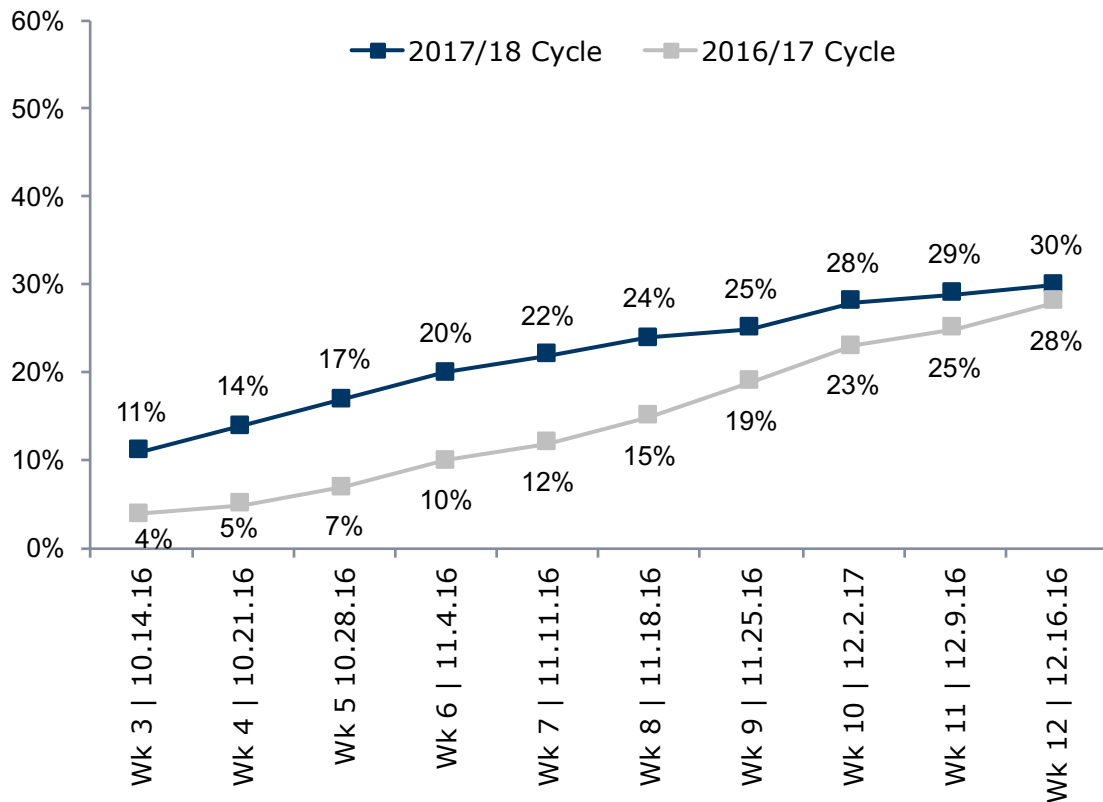
FAFSA Completions - Week 13



# Dallas County has 467 more completions in wk 12 in the 2017/18 FAFSA cycle than wk 12 in 2016/17

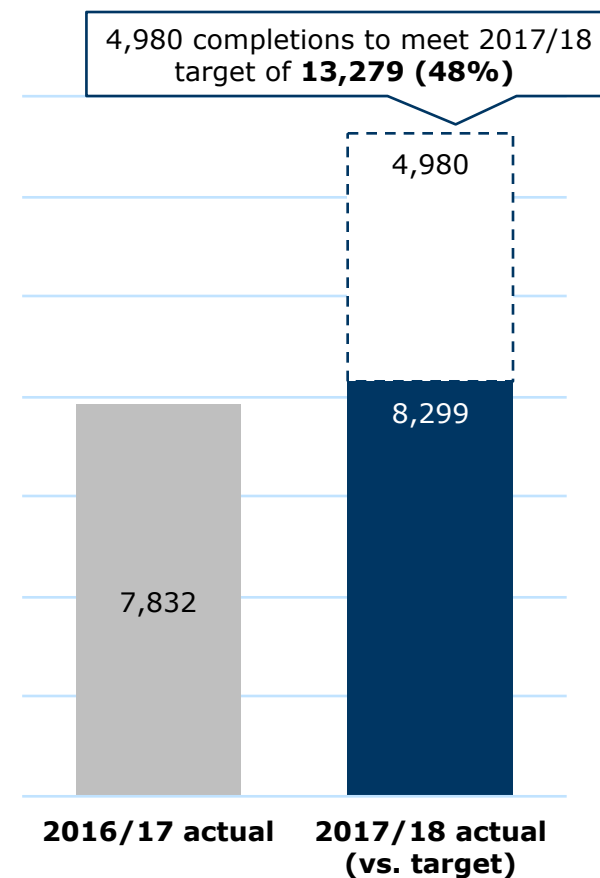
## Weekly FAFSA submissions over time

Dallas County completed FAFSA submissions to date



## Actual FAFSA completion versus target

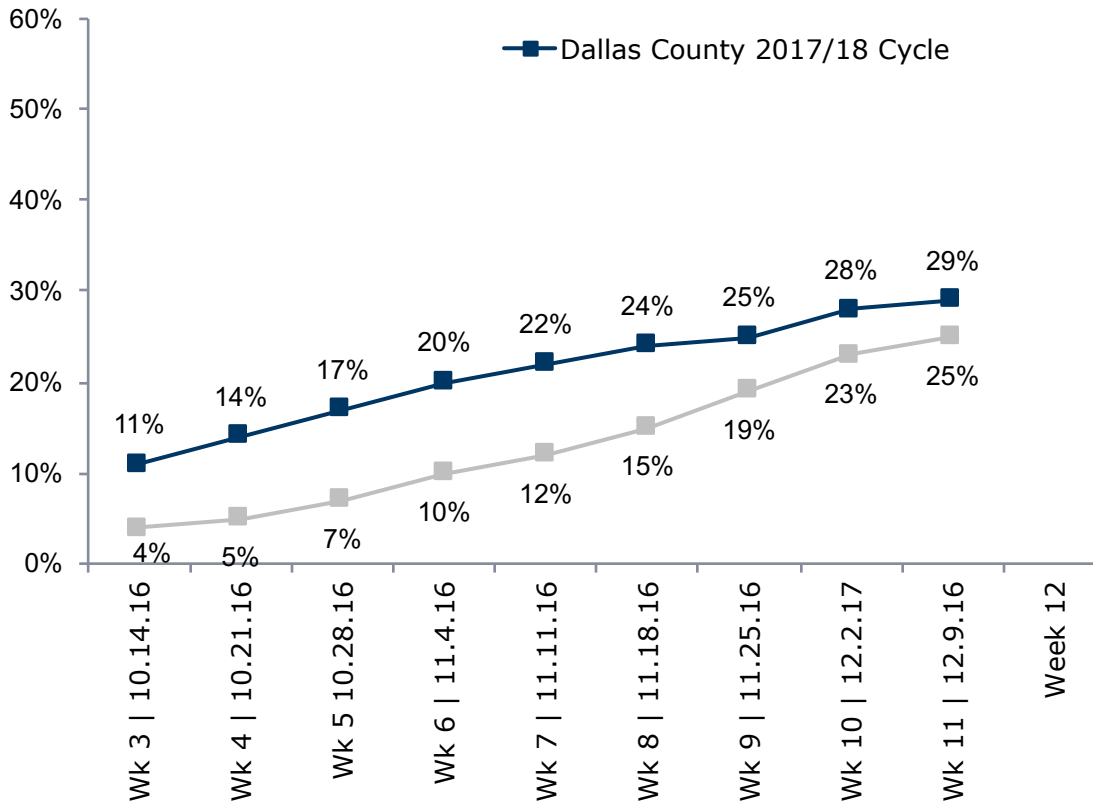
FAFSA Completions - Week 12



# Dallas County has 1,073 more completions in wk ten in the 2017/18 FAFSA cycle than wk ten in 2016/17

## Weekly FAFSA submissions over time

Dallas County completed FAFSA submissions to date



## Actual FAFSA completion versus target

FAFSA Completions - Week 11

