

commit!
Our Kids. Our Tomorrow.

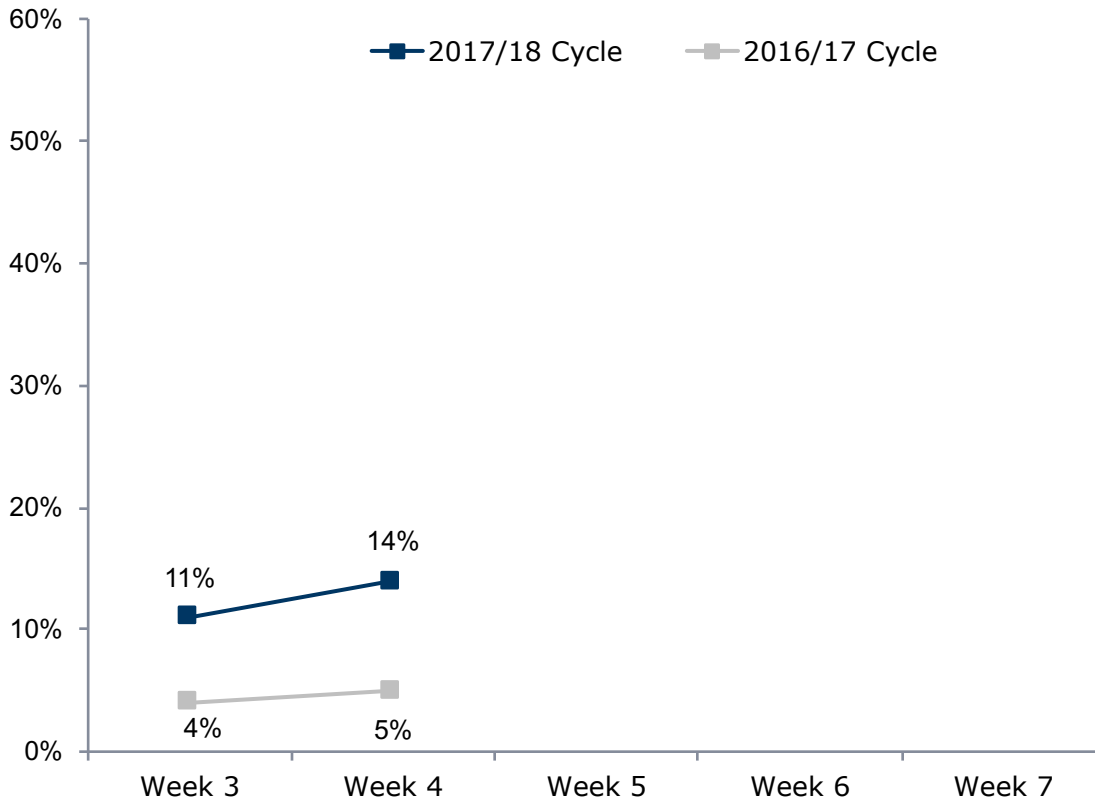
FAFSA Completions
as of 10/22/16

Please note report uses the publicly available Department of Education data, which differs slightly from the individual student data advisors see on their Counselor Suite portal. Percentages are calculated using 2017 senior class estimates (therefore resulting in some completion rates exceeding 100%).

Dallas County has 2,423 more completions in week four in the 2017/18 FAFSA cycle than week four in 2016/17

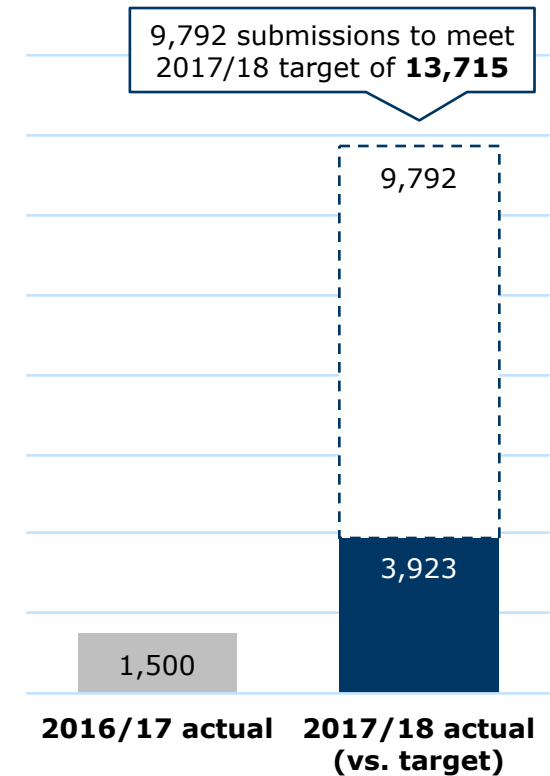
Weekly FAFSA submissions over time

Dallas County completed FAFSA submissions to date



Actual FAFSA completion versus target

FAFSA Completions - Week 4



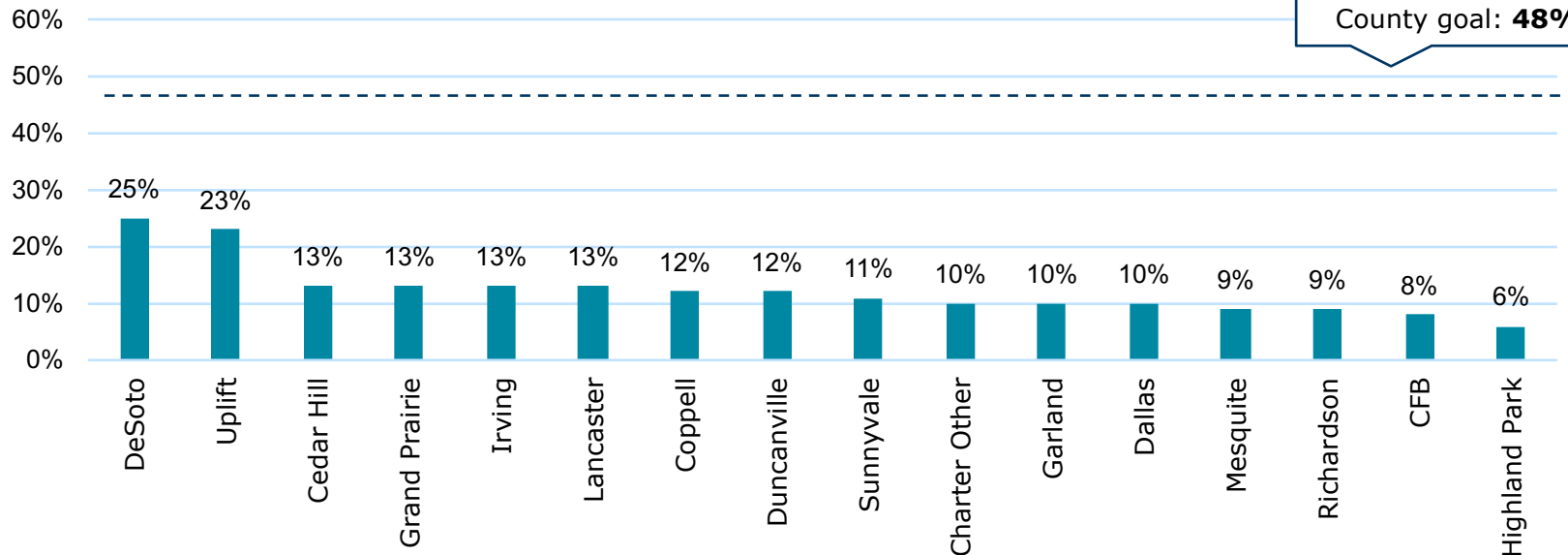
All districts have more completions in week three of this year's cycle than they did in week three last year

Percent of Seniors Completing FAFSA by District

Year To Date as of Week Three (Oct 14, 2016)

completing FAFSA, Wk 3 2017/18

154 104 72 211 267 53 105 111 12 115 392 779 230 277 120 30



County goal: **48%**

% completing FAFSA, Wk 3 2016/17

4% 9% 7% 4% 3% 3% 7% 3% 10% 5% 4% 3% 4% 3% 4% 4%

Y/Y delta, %

21% 23% 6% 9% 10% 10% 5% 9% 1% 5% 6% 6% 5% 6% 4% 2%

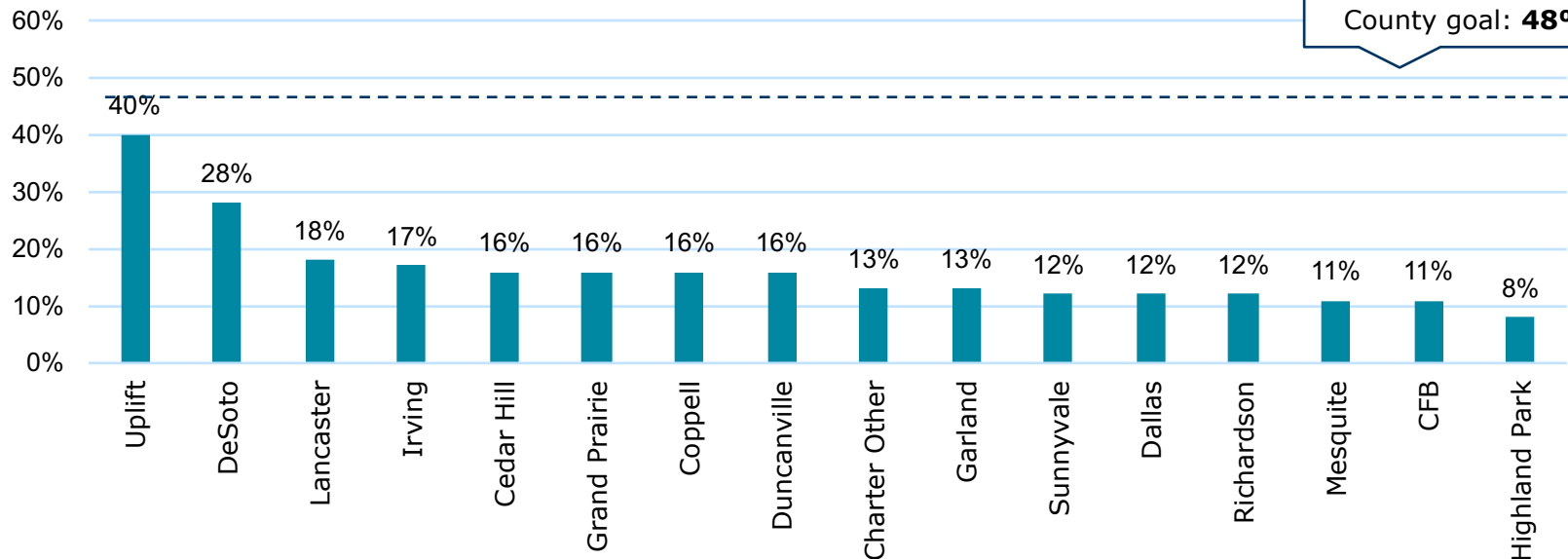
14 of 15 districts had more completions in week four of this year's cycle than they did in week four last year

Percent of Seniors Completing FAFSA by District

Year To Date as of Week Four (Oct 22, 2016)

completing FAFSA, Wk 4 2017/18

181 172 70 353 88 254 135 144 142 507 13 1003 362 287 170 42



County goal: **48%**

% completing FAFSA, Wk 4 2016/17

13% 5% 4% 3% 9% 5% 10% 4% 5% 6% 13% 5% 4% 5% 5% 6%

Y/Y delta, %

27% 23% 14% 14% 7% 11% 6% 12% 8% 7% -1% 7% 8% 6% 6% 2%

25 campuses increased completion rates by at least 5 percentage points from 10/14 to 10/21

District	DOE High School Name	10/14/16	10/21/16	Change
DALLAS ISD	BARACK OBAMA MALE LEADERSHIP ACA AT	109%	164%	55%
Uplift Education	Summit Prep	15%	61%	45%
Uplift Education	Luna Prep	56%	94%	39%
Uplift Education	Williams Prep	6%	28%	22%
Charter - Other	A+ Academy	40%	60%	20%
GRAND PRAIRIE ISD	Grand Prairie Fine Arts	100%	117%	17%
Uplift Education	Peak Prep	28%	43%	15%
Charter - Other	HARMONY SCIENCE ACADEMY - DALLAS	29%	42%	13%
CARROLLTON-FARMERS BRANCH ISD	RANCHVIEW H S	14%	27%	13%
Charter - Other	RICHLAND COLLEGIATE HS OF MATH SCIENC	36%	47%	11%
DALLAS ISD	JAMES MADISON HIGH SCHOOL	3%	13%	10%
Charter - Other	INTERNATIONAL LEADERSHIP OF TEXAS	21%	31%	10%
DALLAS ISD	A MACEO SMITH NEW TECH H S	13%	22%	9%
DALLAS ISD	ROSIE SORRELLS EDUCATION AND SOCIAL SE	41%	50%	9%
Charter - Other	LIFE SCHOOL OAK CLIFF	11%	19%	7%
CEDAR HILL ISD	CEDAR HILL COLLEGIATE H S	43%	50%	7%
DALLAS ISD	LINCOLN HUMANITIES/COMMUNICATIONS M	2%	8%	7%
DALLAS ISD	IRMA LERMA RANGEL YOUNG WOMEN'S LEA	44%	51%	7%
IRVING ISD	JACK E SINGLEY ACADEMY	22%	27%	6%
DALLAS ISD	DAVID W CARTER H S	3%	9%	6%
DALLAS ISD	SCHOOL OF HEALTH PROFESSIONS	37%	42%	6%
DALLAS ISD	SCHOOL OF BUSINESS AND MANAGEMENT	30%	36%	6%
Charter - Other	Harmony School of Nature & Athletics	90%	95%	5%
DALLAS ISD	BOOKER T WASHINGTON SPVA MAGNET	17%	22%	5%
DALLAS ISD	SCHOOL OF SCIENCE AND ENGINEERING	99%	104%	5%

At 26 campuses, at least a quarter of seniors have completed their FAFSA application

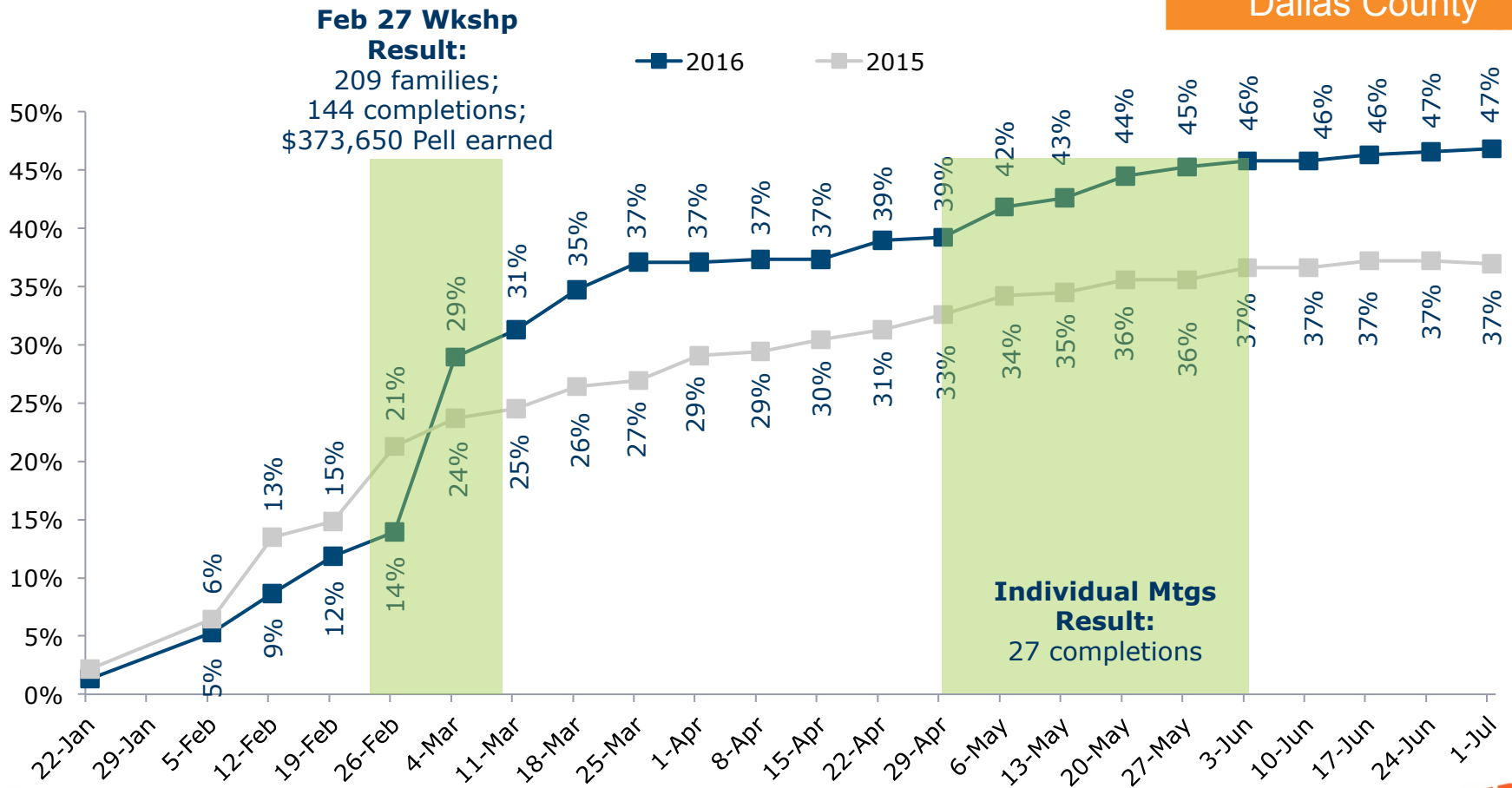
District	DOE High School Name	10/14/16	10/21/16
DALLAS ISD	BARACK OBAMA MALE LEADERSHIP ACA AT	109%	164%
GRAND PRAIRIE ISD	Grand Prairie Fine Arts	100%	117%
DALLAS ISD	SCHOOL OF SCIENCE AND ENGINEERING	99%	104%
Charter - Other	Harmony School of Nature & Athletics	90%	95%
Uplift Education	Luna Prep	56%	94%
Uplift Education	Summit Prep	15%	61%
Charter - Other	A+ Academy	40%	60%
DALLAS ISD	IRMA LERMA RANGEL YOUNG WOMEN'S LEA	44%	51%
CEDAR HILL ISD	CEDAR HILL COLLEGIATE H S	43%	50%
DALLAS ISD	ROSIE SORRELLS EDUCATION AND SOCIAL SE	41%	50%
Charter - Other	RICHLAND COLLEGIATE HS OF MATH SCIENC	36%	47%
Uplift Education	Peak Prep	28%	43%
DALLAS ISD	SCHOOL OF HEALTH PROFESSIONS	37%	42%
Charter - Other	HARMONY SCIENCE ACADEMY - DALLAS	29%	42%
Uplift Education	UPLIFT EDUCATION-NORTH HILLS PREP H S	35%	38%
DALLAS ISD	SCHOOL OF BUSINESS AND MANAGEMENT	30%	36%
Charter - Other	INTERNATIONAL LEADERSHIP OF TEXAS	21%	31%
Charter - Other	Universial Acadmey Irving	31%	31%
DALLAS ISD	JUDGE BAREFOOT SANDERS LAW MAGNET	26%	30%
Uplift Education	Williams Prep	6%	28%
DESOTO ISD	DESOTO H S	25%	28%
IRVING ISD	JACK E SINGLEY ACADEMY	22%	27%
CARROLLTON-FARMERS BRANCH ISD	RANCHVIEW H S	14%	27%
DALLAS ISD	TRINIDAD GARZA EARLY COLLEGE AT MOUN	22%	26%
DALLAS ISD	SCHOOL FOR THE TALENTED AND GIFTED	23%	25%
GRAND PRAIRIE ISD	JOHN A DUBISKI CAREER H S	21%	25%

Run Chart Examples

Impact of Using Appointment Times for Workshop Promotion

Weekly FAFSA completions over time – Bryan Adam HS

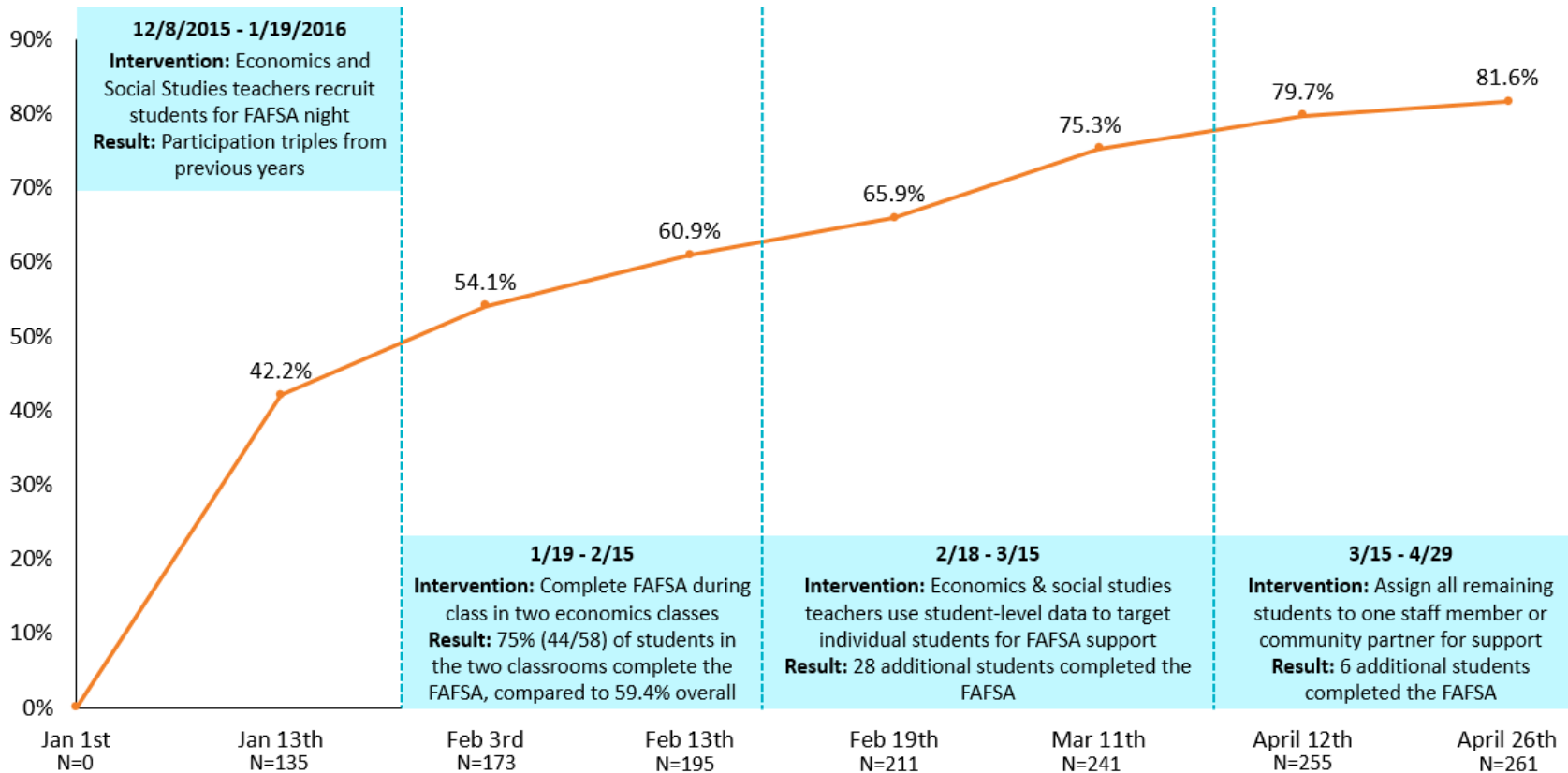
Largest increase in # seniors completing in Dallas County





Percent of Seniors Completing the FAFSA this School Year with Specific Interventions at Franklin High School

(Using School-level Data)



Source: Numerator comes from FAFSA + through the Office of Student Access and Completion, includes Oregon Student Aid Application (ORSAA) completers (provided by school), denominator is January 1st enrollment

